

LISTINGS

Price Range	New This Month			Total Actives		
	2015	2014	% Change	2015	2014	% Change
0 - 149,999	55	57	-3.5	131	112	17.0
150,000 - 199,999	38	31	22.6	113	94	20.2
200,000 - 299,999	62	49	26.5	195	164	18.9
300,000 - 399,999	38	29	31.0	102	105	-2.9
400,000 - 499,999	7	14	-50.0	40	43	-7.0
500,000 - 599,999	5	10	-50.0	23	22	4.5
600,000 - 699,999	4	6	-33.3	7	17	-58.8
700,000 - 799,999	4	2	100.0	9	3	200.0
800,000 - 899,999	3	1	200.0	11	2	450.0
900,000 - 999,999	0	0	0.0	2	0	0.0
1,000,000 - 1,249,999	1	0	100.0	2	0	0.0
1,250,000 - 1,499,999	2	0	200.0	3	2	50.0
1,500,000 +	6	1	500.0	16	9	77.8
TOTALS	225	200	12.5	654	573	14.1

CONTRACTS

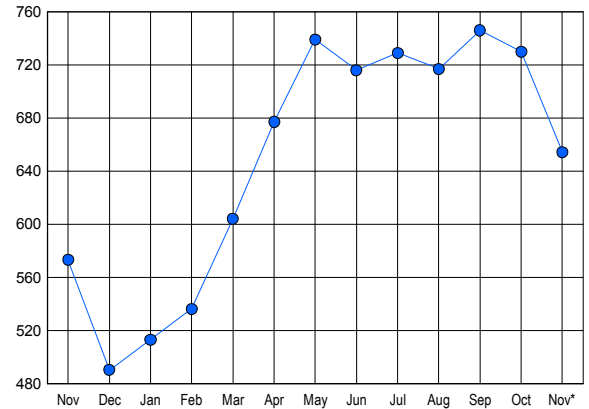
Price Range	New This Month			Year-To-Date		
	2015	2014	% Change	2015	2014	% Change
0 - 149,999	62	64	-3.1	624	616	1.3
150,000 - 199,999	46	39	17.9	542	449	20.7
200,000 - 299,999	57	39	46.2	762	680	12.1
300,000 - 399,999	41	43	-4.7	446	411	8.5
400,000 - 499,999	12	18	-33.3	138	161	-14.3
500,000 - 599,999	8	4	100.0	96	74	29.7
600,000 - 699,999	3	6	-50.0	52	47	10.6
700,000 - 799,999	3	1	200.0	30	27	11.1
800,000 - 899,999	0	0	0.0	15	3	400.0
900,000 - 999,999	0	1	-100.0	3	9	-66.7
1,000,000 - 1,249,999	0	1	-100.0	7	5	40.0
1,250,000 - 1,499,999	1	0	100.0	8	7	14.3
1,500,000 +	2	1	100.0	24	13	84.6
TOTALS	235	217	8.3	2747	2502	9.8

SETTLEMENTS

Price Range	New This Month			Year-To-Date		
	2015	2014	% Change	2015	2014	% Change
0 - 149,999	48	42	14.3	609	571	6.7
150,000 - 199,999	35	20	75.0	522	407	28.3
200,000 - 299,999	71	57	24.6	693	689	0.6
300,000 - 399,999	26	28	-7.1	410	375	9.3
400,000 - 499,999	7	12	-41.7	137	142	-3.5
500,000 - 599,999	8	5	60.0	93	75	24.0
600,000 - 699,999	6	6	0.0	52	39	33.3
700,000 - 799,999	2	1	100.0	24	28	-14.3
800,000 - 899,999	2	1	100.0	11	6	83.3
900,000 - 999,999	0	0	0.0	4	4	0.0
1,000,000 - 1,249,999	0	0	0.0	9	7	28.6
1,250,000 - 1,499,999	0	0	0.0	4	6	-33.3
1,500,000 +	3	1	200.0	26	13	100.0
TOTALS	208	173	20.2	2594	2362	9.8

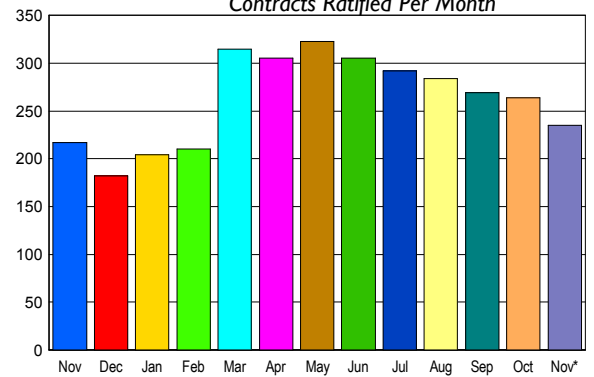
INVENTORY TREND

Listings Active at End of Month

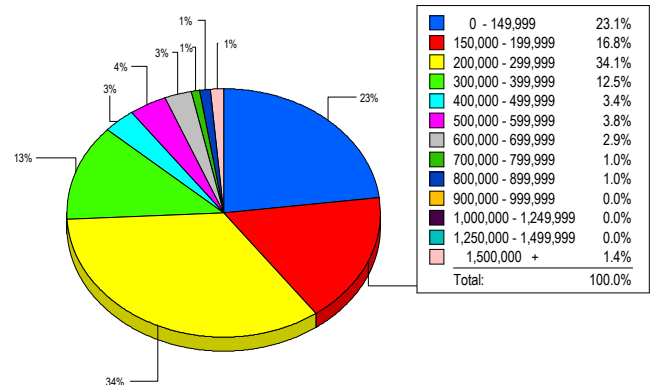


SALES TREND

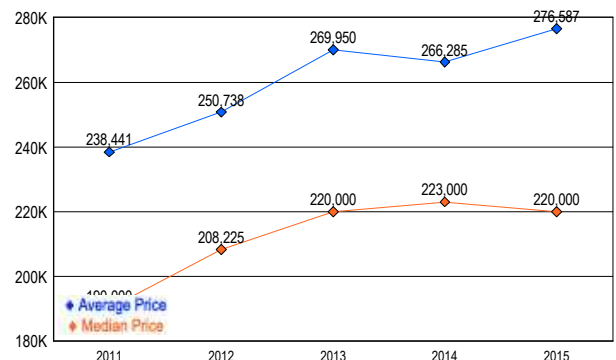
Contracts Ratified Per Month



MARKET BY PRICE RANGE



AVERAGE & MEDIAN PRICE



DATA SOURCE: Metropolitan Regional Information Systems, Inc. (MRIS)

NOTES: Properties not listed through this Multiple Listing Service are not reflected. The term "sales" represents ratified purchase contracts. Current year information is preliminary and subject to revision. Current year-to-date contract information may not equal the sum of the monthly contract totals reported in