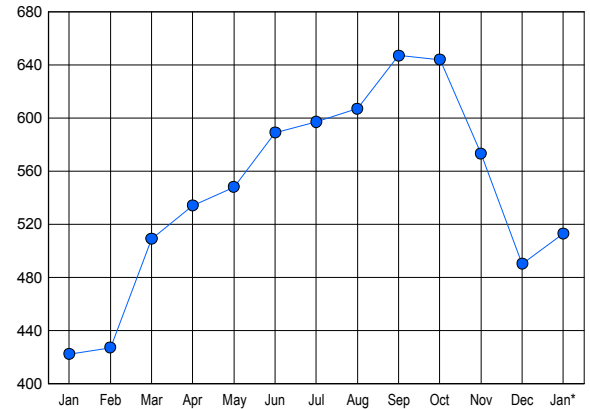


LISTINGS

Price Range	New This Month			Total Actives		
	2015	2014	% Change	2015	2014	% Change
0 - 149,999	50	66	-24.2	95	102	-6.9
150,000 - 199,999	48	50	-4.0	101	76	32.9
200,000 - 299,999	74	63	17.5	155	119	30.3
300,000 - 399,999	47	44	6.8	98	67	46.3
400,000 - 499,999	12	13	-7.7	20	30	-33.3
500,000 - 599,999	8	8	0.0	17	10	70.0
600,000 - 699,999	3	5	-40.0	9	9	0.0
700,000 - 799,999	1	3	-66.7	7	6	16.7
800,000 - 899,999	1	1	0.0	1	0	0.0
900,000 - 999,999	2	1	100.0	2	1	100.0
1,000,000 - 1,249,999	0	0	0.0	0	2	-100.0
1,250,000 - 1,499,999	0	0	0.0	1	0	0.0
1,500,000 +	3	1	200.0	7	0	0.0
TOTALS	249	255	-2.4	513	422	21.6

INVENTORY TREND

Listings Active at End of Month

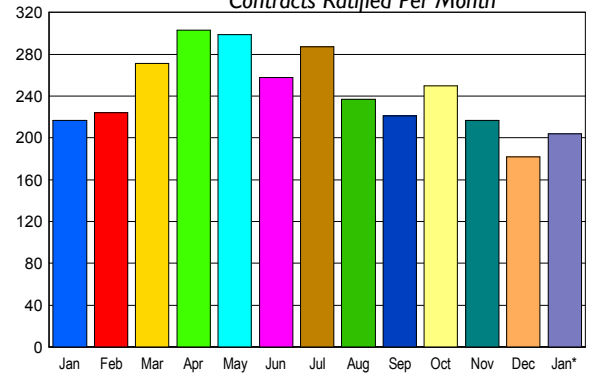


CONTRACTS

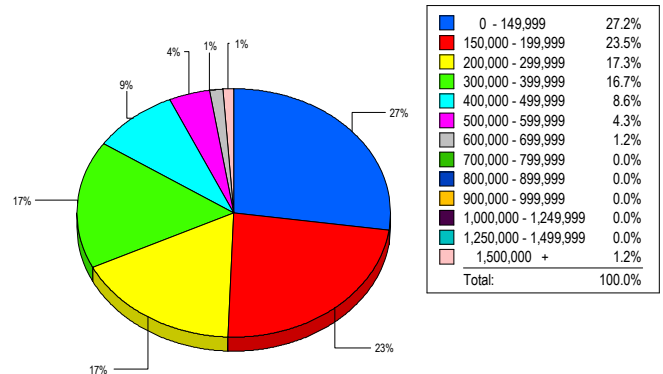
Price Range	New This Month			Year-To-Date		
	2015	2014	% Change	2015	2014	% Change
0 - 149,999	57	61	-6.6	57	61	-6.6
150,000 - 199,999	42	51	-17.6	42	51	-17.6
200,000 - 299,999	52	61	-14.8	52	61	-14.8
300,000 - 399,999	23	27	-14.8	23	27	-14.8
400,000 - 499,999	16	5	220.0	16	5	220.0
500,000 - 599,999	7	7	0.0	7	7	0.0
600,000 - 699,999	4	2	100.0	4	2	100.0
700,000 - 799,999	0	1	-100.0	0	1	-100.0
800,000 - 899,999	0	0	0.0	0	0	0.0
900,000 - 999,999	0	1	-100.0	0	1	-100.0
1,000,000 - 1,249,999	0	0	0.0	0	0	0.0
1,250,000 - 1,499,999	1	0	100.0	1	0	100.0
1,500,000 +	2	1	100.0	2	1	100.0
TOTALS	204	217	-6.0	204	217	-6.0

SALES TREND

Contracts Ratified Per Month



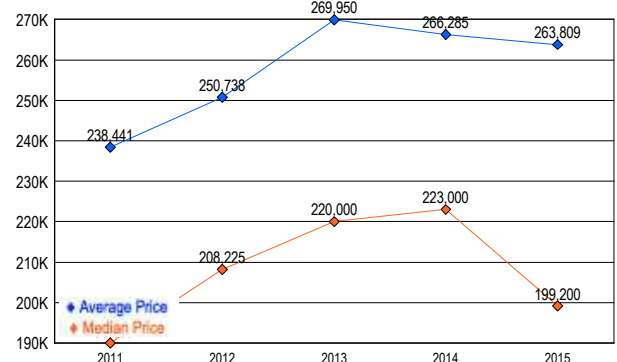
MARKET BY PRICE RANGE



SETTLEMENTS

Price Range	New This Month			Year-To-Date		
	2015	2014	% Change	2015	2014	% Change
0 - 149,999	44	36	22.2	44	36	22.2
150,000 - 199,999	38	24	58.3	38	24	58.3
200,000 - 299,999	28	51	-45.1	28	51	-45.1
300,000 - 399,999	27	27	0.0	27	27	0.0
400,000 - 499,999	14	12	16.7	14	12	16.7
500,000 - 599,999	7	4	75.0	7	4	75.0
600,000 - 699,999	2	2	0.0	2	2	0.0
700,000 - 799,999	0	3	-100.0	0	3	-100.0
800,000 - 899,999	0	0	0.0	0	0	0.0
900,000 - 999,999	0	0	0.0	0	0	0.0
1,000,000 - 1,249,999	0	0	0.0	0	0	0.0
1,250,000 - 1,499,999	0	0	0.0	0	0	0.0
1,500,000 +	2	1	100.0	2	1	100.0
TOTALS	162	160	1.3	162	160	1.3

AVERAGE & MEDIAN PRICE



DATA SOURCE: Metropolitan Regional Information Systems, Inc. (MRIS)

NOTES: Properties not listed through this Multiple Listing Service are not reflected. The term "sales" represents ratified purchase contracts. Current year information is preliminary and subject to revision. Current year-to-date contract information may not equal the sum of the monthly contract totals reported in